



Add a little colour to your wardrobe.
pg 30



Welcome

We've dedicated this issue to the magical world of colour and shape. Parents get to re-discover these two worlds as we observe our children learning the difference between red and blue, and a circle and a square. Kids' enthusiasm for colour and shape is infectious and has inspired our team at LMNOP to create this bumper edition full of eye-candy.

We collaborated with a wonderful crew of artists, writers, photographers, illustrators and designers to bring you a unique collection of stories. Artist, Stephanie Tetu face-painted our models for 'Just Add Colour' on page 30. Regular contributor, Hallie Burton photographed Rolyn Barthelman and his lovely daughter Davis in New York so we could 'Meet' them in this issue.

Anne Schultz and Jina Choi (Hello Hanna) created a fun 'shape builder' worksheet for your kids to enjoy (pg 51). Photographer, Monika Elena travelled to Maui with her family – and let us come along in 'Maui Memories'. And last but not least, Marika Hemer (co-founder of kids' fashion label Pölka) lent her talent to Tuppertoy, (pg 39) Smitten Mittens (pg 13) and Colour and Shape (pg 4).

A special thanks to all of our subscribers who took the time to fill in our LMNOP Reader Survey last month. Thank you also for all the special messages you left us. We truly appreciate your feedback.

You're sure to be inspired by the stories, fashion and products in the following pages of our annual themed edition of LMNOP. What's your favourite colour?

Jenny Lacey
Editor in Chief




What's your favourite colour?
pg 39

Take a fresh look at colours and shapes.
pg 42



A bookstore designed to delight.
pg 36

Kaleidoscopic patterns and textures.
pg 16




Ready-shape-go.
pg 10



lmnop

LAUGH • MAKE • NURTURE • ORGANISE • PLAY



Chloe in Leichhardt, Sydney
Photographed by Ian MacPherson

ISSUE 11

lmnop.com.au

LMNOP CONTRIBUTORS



MARIKA HEMER

DESIGNER, PÖLKA

What's your favourite colour?

I love ones with really good names! Like Aubergine, Pistachio, Poppy, Celery and Indigo – we named our daughter Indigo.

Name a favourite childhood game.

The Game of Life.

Were you a tree climber or a reader?

Ooh both! I spent a lot of time climbing trees trying to catch myna birds. And I used to record myself reading stories on my little pink cassette recorder. My sister still cracks up at the mere mention of 'Andy Pandy', one of my finest works.

A childhood activity you wish you could still do.

Building cubbies.

How would your parents describe you as a child?

Imaginative, emotional, creative and funny.

Favourite childhood toy? And do you still have it?

Tessa, my beautiful life like antique baby doll and pram.

Favourite book growing up?

Hairy Maclary from Donaldson's Diary.



ROLYN BARTHELMAN

CREATOR, WEE SEE

What's your favourite colour?

Red.

Name a favourite childhood game.

Operation.

Were you a tree climber or a reader?

Tree climber. And apple picker.

A childhood activity you wish you could still do.

Digging elaborate tunnel networks in the snow mound at the end of our driveway.

How would your parents describe you as a child?

The House Jester.

Favourite childhood toy? And do you still have it?

Spirograph. Yes.

Favourite book growing up?

C D B! by William Steig.



ANNE SCHULTZ

HELLO HANNA CO-FOUNDER

What's your favourite colour?

White. I love a blank canvas!

Name a favourite childhood game.

Jump rope. Especially with a few friends, lots of singing and elaborate games.

Were you a tree climber or a reader?

Hmm... I think I'd be the one to climb into a tree, enjoy the view and bring a book with me. Definitely a day dreamer.

A childhood activity you wish you could still do.

Roller skate down a steep hill.

How would your parents describe you as a child?

Quiet, friendly, adventurous.

Favourite childhood toy? And do you still have it?

An English tea set and yes, I play tea party with my girls all the time.

Favourite book growing up?

Where the Sidewalk Ends by Shel Silverstein.



ON THE COVER

Left: Chloe wears *Toshi* beanie, A\$29.95, nestchild.com.au; *Buisjes En Beugels* +++ My Rabbit dress, €69.95, buisjesenbeugels.nl

Photographed by Ian MacPherson

Styled by Sunitra Martinelli

Produced by LMNOP Productions

© 2010 LMNOP ALL RIGHTS RESERVED. REPRODUCTION IN WHOLE OR PART WITHOUT WRITTEN PERMISSION IS PROHIBITED.



ODDS AND ENDS

Colour for a cause

Got a budding artist in the family? Get them to colour for a cause with these fantastic limited-edition colouring books. RxArt is a non-profit organisation that works with major contemporary artists like Jeff Koons, William Wegman, Sol LeWitt and Takashi Murakami to place colourful art installations in children's hospitals. Between the Lines (Volumes 1 & 2) feature 112 pages of 50 contemporary artists' designs to colour in, along with four pages of funky stickers. So buy a book and get your kids colouring for the cause.

Between the Lines, Volumes 1 & 2, US\$20 each, rxart.net



GET YOUR LOUNGE SHIP-SHAPE

Your lounge-room doesn't have to look like a war zone after a play-date. New York designer and mother of three Jenny Esposito has created Jenny's Blocks – life-sized furniture blocks in a range of shapes which transform from elegant adult furniture to a child's playground. Made with dense foam, they're tough enough to withstand the roughest play. While the cool fabric covers, including cow hide and vintage textiles, ensure they're also hip enough for grownups to enjoy.

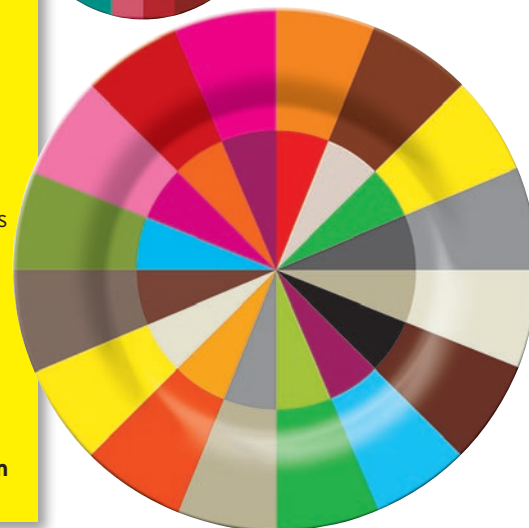
Jenny's Blocks, from US\$300, jenniferespositodesign.com

Text by Elizabeth Bentley

Primary Plates

Plate up some real treats on these bright melamine dinner plates from U.S. designer, Jackie Shapiro. Dishwasher safe, heat resistant, but not for microwave use, these plates will clear quick smart as the kids watch a spectrum of colour emerge with every mouthful.

**Color Wheel & Digital, French Bull, 11" plates
US\$11 each, frenchbull.com**



ALL SEWN UP FOR FUN!

Keep little hands busy with this charming French sewing kit from Moulin Roty. It includes five beautiful balls of wool, a bell-shaped thimble, round buttons, pointy knitting needles, sewing thread, a curved crochet hook, and a mushroom-shaped French knitting tool, all packed up into a beautiful vintage suitcase. Older kids can knit a scarf... the littlies can make the pom poms!

**Sewing & Knitting Kit
£39, coxandcox.co.uk**



Photo: Cox & Cox


Text by CAROLINE FOREMAN



Aminals Alive!

You'll forgive the spelling errors with these clever, quirky, soft toys, which look like they've come right off the page of a child's drawing – literally! Inspired by children's artwork, the eleven charmingly mis-spelled dolls include a green *Dady*, purple *Momey*, pink *Sistur* and green *Brothr*, as well as a range of loveable mis-shaped animals: a *Duggy*, *Eflant*, *Ceeta*, *Dinasor*, *Smal Bayr*, *Liun* and *Wayul*. Just like a children's drawing, they're completely unrestricted by colour, convention, shape or form. Kids love them. Soft and huggable, they're 100% organic inside and out and, apparently, 100% compostable too!

Aminal Dolls, US\$24.95 each, aminaldolls.com





Clever Cubes

No more forgetting to pack things for sports or lessons. Keep the kids organised with a clever Cubeo cube. This 6x6 cm cube is available in four bright colours – blue, yellow, pink or green – and attaches easily to a backpack. 80 re-useable stickers featuring common schoolbag items remind children what they need to pack and bring home each day of the week.

Cubeo, A\$19.95 each
organiseeasy.com



Popville



A beautifully-crafted pop-up book, clever and complex. Watch in amazement as a whole city is shaped page by page from a single church to a bustling, vibrant city, complete with skyscrapers and power lines!

Popville, A\$39, uponafold.com.au

Bright idea



Think chalkboards and you think black or green. Stop right there. Hudson Paints have brought out a multi-coloured range of Chalkboard Paints, so you can create bold, bright chalkboards, wherever you want. Easy to apply with a brush or roller, simply splash the paint onto a fridge door, wall or bedroom cupboard. With a colour range to fire up imaginations – Superboy Blue, Star Supernova and Genius Pink Genius – we suggest you splash out and grab the entire palette.


Chalkboard Paint, US\$24.99/Quart, hudsonpaint.com

Text by Elizabeth Bentley



EYE-CANDY

Pop into any Japanese corner shop and you'll find these popular fizzing candies called La-mu-ne. Our fave? The 'remon' (lemon).



We are delighted to announce Joel will join us as our regular craft contributor and his new column will commence in our next issue.

Made by Joel

Joel Henriques is a talented artist and a doting dad of twins. He's fascinated by colour, shape and craftsmanship, and loves creating new craft projects for his kids to enjoy. His popular blog, *Made by Joel*, documents all his original and clever craft projects.

One of his popular craft projects is Slotted Building Discs, inspired by a tortilla sculpture! The colourful circles combine to create intricate and complex structures. Joel says it is surprisingly tricky to build with them, but amazingly addictive.

Visit madebyjoel.blogspot.com to download and print out the free template.

These colourful teethers come in three textures – Monkey, Seal and Lion – so bubs can choose what feels best on their gums. PVC, BPA and Phthalate-free, they're super-safe as well as super-sensitive. A compact case keeps them together and whistle-clean.

Circus Teethers, Dano2
US\$12, dano2.com



Colour Trip

Step inside and embark on a luminous, colour-filled adventure with Architects of Air and their amazing Amococo sculpture. 86 three-sided inflatable domes link together to create a labyrinthine luminarium, where liquid, mercurial colour spills and splashes in a dreamlike ambience. It's as if you've been swallowed by a giant rainbow serpent, or been transported to a maze-filled psychedelic rainbow palace – on another planet! Amococo is touring the world (they were at QPAC's Out of The Box children's festival in Brisbane recently) so if you're lucky, the magic fantasy colour land may be landing in your city soon. Don't miss it!

Amococo, by *Architects of Air*, architects-of-air.com

Meet Rolyn Barthelman

DAVIS'S DAD

Geometry inspired this dad to shape a geometric world for babies and toddlers.



Clockwise from left: Davis gets ready to watch her favourite Wee See DVD; Davis and her dad head to Central Park; Rolyn catches up with some work.

LMNOP: How were you inspired to start your business?

RB: Wee See came about very organically. Living in New York and being visually oriented, it's impossible not to appreciate the powerful presence of geometry around us. I started wondering if we weren't subconsciously soothed by these shapes. It seemed recognising them might be an important step in connecting to our world visually. Then, when my daughter was born, I learned a lot about infant vision development and immediately saw the possibilities of creating something beautiful that could serve as both sensory stimulation and art installation.

LMNOP: What advice would you give to other parents trying to start a business?

RB: Self-inflict pressure by investing in yourself. Each hour (or dollar) you spend on your idea will turn into additional motivation and help you reach your goal. Guilt's a powerful tool if you know how to use it.

LMNOP: How do you juggle your business with parenthood?

RB: Well, first and foremost you need the love and support of your family. If you have that, anything is possible. Early on, during heavy production, my wife helped me isolate the parts of the day when I could get the most quality time. Now things are up and running, nothing takes a back seat to family. The reality is there's always something you can do for the business, so I grab as many moments with the family as I can, and then just do the best I can with everything else.

LMNOP: What's your biggest challenge as a parent?

RB: Saying no.

LMNOP: Describe your ideal family day.

RB: A day outside of the city at our little cabin in the woods. Swimming, catching tadpoles and watching birds.

LMNOP: The best piece of advice you'll ever give to your daughter?


RB: Once you believe in something, don't stop. Trust in it enough and let it carry you to great places.

Wee See, weeseeworld.com



Favourite family destination

American Museum of Natural History.



Best bedtime read

Edwina: The Dinosaur Who Didn't Know She Was Extinct by Mo Willems.



My daughter looks forward to...




...making.



Penpal

Disguise your secret scribbles with this nifty Chupa-Chups™ ballpoint pen. If anyone wanders over, just stick the lid on and look innocent. Sweet!




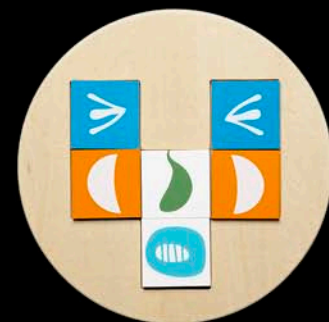




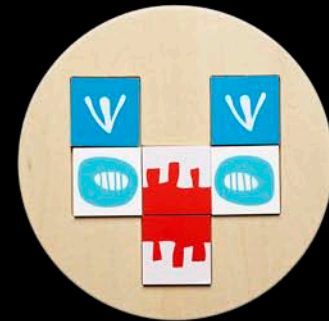

Chupa Chups Ballpoint Pen, Chupa Chups, hakuinkan.co.jp



Making faces

Express yourself with this fun new game from Japanese Toy Maker, Mapa. 19 pairs of eyes, noses, mouths and cheek shapes can be rotated to give you an array of funny facial expressions. Or use the pieces to play classics like 'matching pairs' and 'concentration'. Includes 2 boards so two can play, all housed in a wooden box.

Colorito, Mapa, Monkey Puzzle, +612 9799 7101




hello books™

create **your** own **adventure** stories!




PLAY



PAINTER'S PALETTE
Mudpuppy, £10,
littlebigmagazine.com/shop

Toys, craft and stationery to tickle the imagination.



GREEN IDEAS

Ed Emberley gives you simple, step-by-step instructions on how to draw all things green.

Ed Emberley, US\$10.99
amazon.com



ROLL-UP

This 100% cotton crochet circus ball is perfect for play with babies.

Tika, A\$59.95, tika.com.au



3-D SAFARI

Whip up a safari scene in no time with this set of black and white, flat-pack geometric animal diagrams.

EDU, ¥1,260, tokyu-hands.co.jp

PLAY



READY-SHAPE-GO

Your toddler will be kept busy for hours while they read, stack and string this innovative collection of ten mini books filled with different colours, shapes, and patterns.

MoMA Modern Kids, US\$18.99, momastore.org

PENCIL SHARP

Kids can sharpen their own colouring pencils with Muji's self sharpening set. Just pull the string and away you go.

Muji, ¥1,050, muji.net



HIP TO BE SQUARE

Babies will love to grab and pull at this colourful, elasticised clutch toy.

Schaaf Spielzeug, ¥3,250
hakuinkan.co.jp

SHIP SHAPE

Set sail at bathtime with a glossy finish, wooden sailboat made by the Swedish company Playsam.

Playsam, large, A\$123.95, sml, A\$39
Chee Soon & FitzGerald, +612 9360 1031



MEALTIME ART

Made from food grade, silk screened silicone, this doodle friendly mat can be coloured again and again. Use the markers included and simply wipe with a damp cloth when mealtime is over.

Modern Twist, A\$39.95, shop.until.com.au



BUCKET BOARD

Who says chalkboards have to be square? Yo Happy makes them in all different shapes and sizes, including this fun bucket. Four colourful chalks come with it too, in a padded case which becomes a bucket board eraser.

Yo Happy, ¥3,150, yohappy.com



FLAVOURFUL CRAYONS

Strawberry Special, Berry Mix, Chocolate Almond and Candy Pop are some of the 'flavours' on the menu in this cute pack of crayons.

Agport, ¥1,260, *Hotch Potch*, +813 3717 6911



BATH TREAT

Enjoy a fruity smelling, rainbow bath when you lather up with a freezer pop-like Soapy Pop. They smell so good – you could eat 'em.

Soapy Love, US\$8, soapylove.com



DECORATE A CAKE

A sweet game of shapes and cupcakes. Match the 'sprinkles' to your cupcake cards to win.

Gamewright, US\$12.99, gamewright.com

NEW

Photographed by IAN MACPHERSON

playtime

NEW YORK

The international trade show dedicated
to the universes of children, junior and maternity

July 31st
to
August 2nd
2010

WHERE 82 Mercer in Soho, New York, NY

WHY Because it's the hottest thing to hit America!

PRE-REGISTER NOW on www.playtimenewyork.com



Smitten with Mittens

Keep little hands toasty warm in these colourful hand knitted mitts from Dutch Label Bieq. Made from 100% Merino Wool they're the most darling accessory to ward off Jack Frost this winter.


Text & layout by **MARIKA HEMER**

lmnop.com.au

Styled by JENNY LACEY



a. Jack & Jill, €21.95; **b.** Jack & Jill, €19.95; **c.** Mik, €21.95; **d.** Hans, €22.95; **e.** Jack & Jill, €21.95; **f.** Oof, €21.95; **g.** Oof, €21.95; **h.** Kris, €19.95; **i.** Hans, €22.95; all available at bieq.nl



MY CROWN. MY STORY.



THE ELLIE BELLIE KIDS Storybook Crown

elliebelliekids.com



Photographed by IAN MACPHERSON

Text by ELIZABETH BENTLEY

Bank on a Rainbow

Pots of gold have to start somewhere. You can actually see the coins piling up in this eye-catching moneybox. An inspired way to encourage money-sense in youngsters.

Rainbow Moneybox, ¥1,365, Hotch Potch, +81 3 3717 6911



HIGH DEFINITION

See this season's kaleidoscopic patterns and textures in high definition colour.

Photographed by Ian MacPherson
Styled by Sunitra Martinelli & Jenny Lacey



This page: **Reply & Sons** Polar Dream boots, A\$90, fussyfeet.com.au; **BabyLegs** Rainbow Stripes leg warmers, A\$14.95, babysgotstyle.com.au; **Sugar Pie** Colour Star necklace, A\$7, monkeypuzzletoy.com.au; **Ugly Dolls** action figures, A\$12.10 each, Kinokuniya, +612 9262 7996.

Opposite page: **Schmooks** necklace, A\$34.95, schmooks.etsy.com; **Trelise Cooper** Peasant blouse with silk bow, A\$59, and bunny print skirt, A\$99, trelisecooper.com; **American Apparel** singlet, A\$14, and opaque footless tights, A\$16.50, americanapparel.com.au



This page: Button cap, A\$39, shorties.com.au; **Inge van de broeck** Duncan sweater, €97, ingevandebroeck.com; **Finger in the Nose**, Norton Cord pant, A\$139, kidostore.com; **Sara Carr**, Pencil scarf, US\$45, saracarr.etsy.com

Opposite page: **Bieq**, Sofie knitted vest, €34.95, bieq.nl; **Kmart** cotton track pant, A\$5, and **Elmo** slippers, A\$12, both kmart.com.au; **Bolz** spinning top, A\$39.95, monkeypuzzletoy.com.au



This page: **Converse** Star High Tops, A\$109.99, converse.net.au; **Henry's doll**, stylist's own; **Diva** Cookie Monster necklace, A\$14.99, diva.net.au

Opposite page: **Papoose** wool felt brooch, A\$7, earthkid.com.au; **Inge van de broeck** Petra cardigan, €97, Smith Check shirt, €85, Roberta blue check skirt, €82, and Betty Blue leggings, €30, all ingevandebroeck.com





This page: **Kicokids** Illusion Vest cardigan, US\$68, kicokids.com; **Cotton On** Skinny leg jean, A\$29.95, as before; **Soapylove** Soapy Pop, US\$8, soapylove.com; **American Apparel** suspenders, A\$25, as before.

Opposite page: **Kram** Heart tee, A\$39.95, babygoesretro.com.au; **Bieq** Frieda pant, €44.95, bieq.nl; **Bonds** leggings, A\$8, kmart.com.au; **Rice** Kitty pull-toy, A\$29, shorties.com.au





This page: **Kicokids** Organza Kaleidoscope sun dress, US\$132, Eyelet tank, US\$77, Eyelet leggings, US\$110, Gummy Charm Cascade necklace, US\$46, Plexidisc Charm necklace, US\$30, all **kicokids.com**; **Boss** cardigan, A\$67, +612 92690749.

Opposite page: **Mini Rodini**, Shiny Puffa jacket, A\$139.95, **kidostore.com**; **4funkyflavours** One Nation Under a Groove long sleeve tee, €34.95, **4funkyflavours.eu**; **Sudo** Florian Skinny Rocker jean, A\$79, **sudo.com.au**; **Inge van de broeck** Ben scarf, €45, as before; **Bobble Art** Star belt, A\$16.95, **bobbleart.com.au**; **Fuglies** figure, **annabeltrends.com.au**





This page: **Vermont Fairies** Rainbow bracelets, US\$10 each, vermontfairies.etsy.com; **Papoose** pink felt bracelet, A\$5, earthkid.com.au; **Agatha Ruiz de la Prada** patent leather boot, A\$165, fussyfeet.com.au



This page: **4funkyflavours** Choice of colors top, €34.95, 4funkyflavours.eu; **Cotton On** Huggie tights, A\$12.95, cottonon.com.au; **Blueberry Paper** Floral print badge, A\$1.25 each, blueberrypaper.com.au; **Strutt Sisters** guitar brooch, A\$30, thestruttsisters.com; **Gumboots** badge, A\$1.25, gumboots.com.au



This page: **Mod 8** Oatildon boot, A\$200, fussyfeet.com.au; **Beci Orpin** Owl coin purse, A\$65, made590.com.au

Opposite page: **4funkyflavours** Sixty Minute Man tee, €39.95, 4funkyflavours.eu; **Finger in the Nose**, Norton Cord pant, A\$139, kidostore.com; **Schylling** vintage tin toy car, A\$47, monkeypuzzletoys.com.au





This page: **Boss** jacket, A\$195, +612 9269 0749 for stockists; **Sudo** Florian skinny rocker jean, A\$79, sudo.com.au; **Cotton On** Byron beanie, A\$12.95, and green jersey scarf, \$9.95, both cottonon.com.au; **Areaware Jr.** Kuma Bear, A\$89, kidostore.com; **Elements** watch, A\$14.99, kmart.com.au



Painted bookshelves

Capture your child's favourite books in paint! American artist Jane Mount's 'Ideal Bookshelf' displays painted spines of 10-20 books – hand-picked by you! Simply send her a photo of your books and she'll create a personalised bookshelf. It's a beautiful and colourful keepsake that little readers will love. Limited edition prints are also available.

Ideal Bookshelf 5, by Jane Mount, limited edition prints from US\$20
idealbookshelf.com





itch
www.itchdesign.com.au



MAUI MEMORIES

Keeping kids amused in an island paradise? It's a snap in Maui.

Photographed by **MONIKA ELENA**

TRAVEL WITH KIDS



MAUI

Maui has all the ingredients for a memorable family holiday. Fabulous weather, loads of affordable activities and a gentle, laidback atmosphere that's perfect for little kids (and big kids too!).

Hire a car or a van – you won't get far without one – and Maui is your oyster. From picture-perfect swimming coves to tasty organic treats, you won't have any trouble unlocking the island's abundant charms.

First stop is historic Lahaina, on Maui's west coast. If you're over during winter (November to May), don't miss the migrating humpbacks on a whale watching tour. Kids under six go free.

Then it's off on a magical mystery tour along rural highways and rugged coastline roads. Grab your towels and check out the beaches where the locals like to hang. Spend an afternoon underwater at the awesome Maui Ocean Center in Wailuku. Or head upcountry to visit sustainable farms and make friends with the odd goat.

There's a saying around the island – 'Maui no ka 'oi' – Maui is the best. We've picked the cream of the crop right here.



Photographed by **MONIKA ELENA**

This page: Guests help harvest fresh produce while learning about organic farming methods at O'o Farm.



At O'o Farm, you can indulge your tastebuds and sense of fun. Located upcountry in Kula, this organic farm is the source of produce that ends up on the menu of top restaurants in Lahaina. O'o Farm prides itself on sustainable ecological practices – worth a tick in our books. Even better, the tour is hands-on. Everyone helps harvest the crops while learning about organic farming practices. Then it's off to enjoy the fruits of your labour, courtesy of a professional chef who whips up a mouthwatering lunch. Eating your greens has never been so much fun.

1. O'o Farm
Waipoli Road, Kula
808 667 4341
oofarm.com

Harvest your own organic lunch.

2. Pacific Whale Foundation
Lahaina Ocean Store
808 942 5311
pacificwhale.org

Catch humpbacks in Maui waters between November and May.

3. The Nanny Connection
808 875 4777
thenannyconnection.com

Need a night off? This qualified babysitter service will come to your hotel or condo.



1. Kula Botanical Garden
638 Kekaulike Avenue, Kula
808 878 1715
kulabotanicalgarden.com

Little ones love spotting the cranes and geese that wander about.

2. Ono Gelato Company
115D Hana Highway
808 579 9201
onogelatocompany.com

Taste the difference fresh, organic fruit makes.

3. Flat Bread Co.
89 Hana Highway
808 579 8989
flatbreadcompany.com

Organic wood-fired pizza cooked to order in a hand-built oven.

4. Cafe Des Amis
42 Baldwin Road, Paia
808 579 6323

Sample the delicious savoury and sweet crepes at this relaxed Paia café.




Far left: Ukumehame Beach Park. Below & right: Grab a road-side smoothie or stop in at the Ono Gelato Company.



PAIA

Maui has a reputation for the best beaches in Hawaii. While many are magnets for surfers and windsurfers, there are a few protected spots for your keiki (kids) to paddle safely. Check out the stretch of sand the locals have dubbed 'Baby Beach' on the North Shore. Sheltered from the breaks, it's a neat spot for exploring rockpools together too. Just look for the swings on the right hand side as you head towards the colourful town of Paia.

Ready for a snack? Grab a fruit smoothie on the side of the road. Or head into town for a cone at the Ono Gelato Company. Their gelato is made fresh daily, using organic local fruit. Then stroll along the main street and admire the brightly painted wooden storefronts, selling everything from local crafts to kids clothing.



Text by ELIZABETH BENTLEY

KULA

You can probably smell it before you see it. Ali'i Kula Lavender Farm smothers the hillside with more than 30 varieties of the plant. Make sure you try the lavender lemonade, lavender tea and, you guessed it, lavender scones.

The Surfing Goat Dairy knows all about amusing kids. After all, they have plenty of their own. Enjoy a short farm tour and save room to taste the amazing and kooky variety of cheeses – mango supreme, anyone?

If you're still standing after all that, the lush, shady Kula Botanical Garden is a great place to walk it all off.



Far left: Ali'i Kula Lavender Farm. Left and below: Feed the goats at the Surfing Goat Dairy.



1. Surfing Goat Dairy
3651 Omaopio Road, Kula
808 878 2870
surfinggoatdairy.com

Get the kids some hay to feed the goats while you splurge on the chevre.

2. Ali'i Kula Lavender Farm
1100 Waipoli Road, Kula
808 878 3004
aklmaui.com

Take time out to smell the lavender on this delicious property.

3. Maui Ocean Center
192 Ma'alaea Road, Wailuku
808 270 7000
mauioceancenter.com

The shark tunnel is the highlight at this cool aquarium.

3. Kula Botanical Garden
638 Kekaulike Avenue, Kula
808 878 1715
kulabotanicalgarden.com

Littlies love spotting the cranes and geese that wander about.

Neon Dream

Karen Kimmel's beautiful Art of Exchange stencil set opens up an abstract world of shape and imagination for your kids to explore. The set includes five stencils (*Wonder, Grow, Twist, Change and Ripe*), six neon pencils, a colour activity book and two stenciled canvas cases to keep them all in.

The Art of Exchange, Ultimate Set, Kimmel Kids, US\$120, kimmelkids.com

Photographed by IAN MACPHERSON

Just add colour

Vivid face paints give this season's muted palette a burst of brightness.

Photographed by IAN MACPHERSON *Face painting by* STEPHANIE TETU



Abby: **Mamapapa**, Paris dress,
A\$140, manonetgwenaelle.com;
Cuini, bow hair clips, A\$25 each,
arabellaboutique.com

Max: **Sudo**, Viktor
long sleeve t-shirt,
A\$49, kidostore.com

Lucy: **Bonpoint**,
knit dress, A\$273,
arabellaboutique.com; **Little Feather
Hunter**, bluebird hair
slide, A\$15 for set
of 2, mymessyroom.com.au





Bailey: **Rittenhouse**, zig-zag fleece sweatshirt, A\$74.95, kidostore.com

Lily Boo: **Oeuf**, Bobo Heart dress, A\$155, kidostore.com; **Atsuyo et Akiko**, Star hair pin, US\$9, atsuyoetakiko.com; **Mamapapa**, pom pom necklace, A\$32.95, kidostore.com



Hudson: **Caramel Baby&Child**, cashmere sweater, A\$236, and **Bonpoint** Angora/Lurex scarf, A\$171, arabellaboutique.com

Styling by **Sunitra Martinelli**
Hair styling by **Stephanie Tetu**
Creative Direction by **Jenny Lacey**
Produced by **Imnop productions**



mathilda's market

Unique. Stylish. Beautiful kids stuff. That's what Mathilda's Market is all about. Everything is exquisitely and lovingly handmade, or comes from a small production line. And affordable. It's kids shopping heaven.



VISIT US IN...

MELBOURNE

SYDNEY

BRISBANE

HOBART

ADELAIDE

PERTH

CANBERRA



For all dates & locations click here
www.mathildasmarket.com.au



official partner

KidStyleFile

daily bargains, news & inspiration

Wee See Wonderland

Intricate black-and-white geometric shapes amaze and delight in these two entrancing DVD animations from Wee See. Created by New York designer Rolyn Barthelman with original music by Tim DeLaughter, the animations were originally designed as a gentle sensory shape and sound experience for babies. Today, their geometric wonderland fascinates all ages.

Wee See DVDs, Collection 1 & 2, Wee See, US\$20 each, weeseeworld.com



search.
explore.
discover.

tuesday 10th
- friday 13th
august 2010.

flemington
racecourse
grandstand
melbourne.

in kids
in style.

A trade only event that is serious about style, Kids Instyle will showcase over 100 exhibitors representing 170 premium brands in kids & babies fashion, toys and accessories.

Uncover the leading products & designs in the most unique buying environment.

Selectively showcasing the business of design.

home / lifestyle / gift / kids

www.kidsinstyle.com.au

Visitor registrations opening 12th April 2010

Presented by

in life
in style.

Photographed by IAN MACPHERSON



best

travel companion

Travel to grandma's in style with this trendsetter backpack. Sleek and roomy, it's the perfect size for any quick getaway.

Zid Zid, plane backpack, A\$80
redchillidesigns.com.au

Produced by Imnop productions.

Imnop.com.au

A child-friendly bookstore with a large circular window showing two children playing on a rainbow-colored carpet. The bookstore has white shelves filled with books and a large, colorful, abstract structure in the foreground. The structure features a large circular window with a rainbow-colored interior, a purple oval shape, and a yellow oval shape. The shelves are filled with books of various sizes and colors. The overall atmosphere is bright and playful.

A Technicolour Bookstore

Follow the rainbow carpet up the stairs into a magical rainbow coloured bookstore, designed especially for kids.



The *Poplar Kid's Republic* in Beijing is not just a children's bookstore. It's a magical mystery playground, a kaleidoscope of shape, space and colour. Not surprising really – it's designed by Japanese architect Keiichiro Sako, whose other projects include the enticingly named *Circles*, *Zigzag*, *Loop*, *Lattice*, *Stripes*, *Bumps* and *Colors* buildings. He's even built an Imaginarium!

Incorporating every colour of the rainbow along with every shape imaginable, this is a

store that's designed to delight. The bright, crooked staircase leads to a magical creative play space that shimmers with colour and surprises with contrasts. One minute you're in a square, Escher-like prism, the next a space that swirls with ovals, ellipses, circles and curves.

Climb the stairs and a new world opens up, this one a futuristic spaceship. Long white spaces contrast with curling, swirling ribbons. Kid-sized portholes open a window onto the world beyond. Here the shelves are filled with hundreds of beautiful picture books, each one a gateway to other worlds of fun and adventure. Don't be surprised if your children want to stay for hours. Comfortable chairs, tiny nooks and crannies, and soft carpets invite a child to settle down, open a book, then read, explore and discover more.



INCORPORATING EVERY COLOUR OF THE RAINBOW
ALONG WITH EVERY SHAPE IMAGINABLE, THIS IS A
STORE THAT'S DESIGNED TO DELIGHT.



"There's so many colours. You have to like them all really."

Riley, age 5.



"Last year I liked red the best, but now my favourite colour is orange."

Samuel, age 6.



"I like black. I think it's cool."

Abby, age 7.



"Yellow is my favourite cause it's the colour you see when the sun is out."

Liam, age 5.



"I like green. I think it's so pretty."

Vivian, age 8.



"I like purple. I think it's pretty."

Vivian, age 6.



"I like blue because there is blue in Ninja Turtles."

Hudson, age 4.

tuppertoy

Inspired by this retro Tuppertoy® we hit the streets to find out what some kids around town said their favourite colours were and why. Here's what they said.

Text & layout by **MARIKA HEMER**

"I love pink the most, and purple."

Lydia, age 5.

"I love rainbows."

Indigo, age 3.



lmnop productions

Have some fun with the brand you created.

The creative team behind LMNOP is pleased to announce the launch of LMNOP Productions. Our new production company offers a range of specialist, worldwide services to help bring your brand to life. Some of them include kids' fashion and product photography, styling, brand and campaign development, graphic design and art direction. We'll show you how to best market your product to the kids' world at large and more importantly, show you how to have some fun with the brand you created.

Contact us at studio@lmnopproductions.com.au or visit lmnopproductions.com.au for more details.

BOOk NOoK

Photographed by IAN MACPHERSON

All Shapes and Sizes

Shapes in the sky. Shapes on the ground. Shapes are everywhere – look around!

Shapes that Roll

by Karen Nagel

A\$25, mymessyroom.com.au

Brown Peas?

Can you peel a blue orange, swim in a yellow sea, eat grey spaghetti, or squeeze a pink lemon? Do these things really exist? Sure – why not!

Pink Lemon

by Hervé Tullet

A\$25, Spoilt Rotten, +612 9958 8888

Collage Bonaza

Designer Laurie Rosenwald takes you on a rhythmical trip through the world of colour. Her vibrant collage-style illustrations make this a must-have read for everyone.

And to name but just a few:

Red Yellow Green Blue

by Laurie Rosenwald

US\$16.95, amazon.com

BOOk NOoK


Train Stopper

Will you be able to spot each one of the freight train's vivid carriage cars before it passes you by?

Freight Train

by Donald Crews

US\$6.99, [amazon.com](https://www.amazon.com)




Rainbow World

Originally published in 1962, this much loved book is still relevant today as it asks kids to think about colour and look at the world in a new way.

What Colour is Your World

by Bob Gill

A\$19.95, shop.until.com.au




Changing Patterns

Learn what happens when a Chameleon sets to work painting polka dots, stripes and other patterns on the other animals in the jungle.

Chameleon's Colours

by Chisato Tashiro

A\$32, tinypeople.com.au



All of our books are resting on Papoose felt cushions. Available at coloursofaustralia.com

Essential Dough

Little fingers now have an outlet for both their imaginations and emotions with this ingenious new play dough.



Happy

Calm

Comfort

Smart


Balance

Help children relax, concentrate and enhance their wellbeing with the aromatherapy-infused FunDough. All-natural and completely safe, the scents are released with the warmth of the child's hand. There are five different colours and aromas to choose from. Our top pick – Calm – is infused with French lavender to help soothe excited tempers.

FunDough, See Mee Grow, from A\$9.95, promoone.com.au

WALL ART


*Artists are taking a fresh look at colours and shapes in their artwork.
Here, our picks show you the best of both worlds.*



FLORAL BOUQUET PINK
Angelo Franco
24 x 30"
Stretched canvas wall art. POA
oopsydaisy.com




NUMBERHOOD
Imeus Design
50 x 50"
Digital print. €59
laffichemoderne.com




COLOUR WHEEL
Jacqueline Shapiro
45 x 60"
Stretched canvas wall art. A\$72
frenchbull.com



COLOURS
Ingela P. Arrhenius
45 x 60"
Giclée cotton canvas print. A\$101.87
happyspaces.co.uk



CASSETTE RAINBOW
Matt Whitwell
50 x 70"
Digital print. €59
laffichemoderne.com



BURST WALL
Jacqeline Shapiro
12 x 12"
Stretched canvas wall art. US\$72
frenchbull.com



POPSICLE STICKS
James Dickerson
25 x 25"
Stretched canvas wall art. POA
oopsydaisy.com




BACK TO THE OLD HOUSE
Matt Lyon
50 x 70"
Digital print. €59
laffichemoderne.com



PARTY IN PINK

You loved it – so here it is. The ultimate how-to-create the perfect Japanese-inspired Pretty in Pink Tea Party.

Photographed by IAN MACPHERSON Styled by JENNY LACEY



Small bamboo steamers filled with colourful Japanese candies look lovely on the table.



Once you have the theme, a tea party is a piece of cake. If the weather's warm enough, this Japanese-inspired gathering works beautifully under a tree in your local park. And a buffet is not only lovely to look at, it means you'll be able to pre-prepare everything and spend time relaxing with the guests.

Credits: Table & chair hire, linen's and candy jars, munchkintables.com.au; Japanese product sourcing, tee-peejr.com; Clothing & accessories, millandmia.com; Cookies, cookiecouture.com.au; Cherry Blossom card illustration, priscillaillustration.com; Event production, lmnopproductions.com.au





This page: These edible cherry blossoms were custom-made by Cookie Couture's Nadine Ingram. Opposite page: Traditional Japanese sweets are used to decorate pink iced cupcakes.



One of the biggest holidays in Japan is the Cherry Blossom Festival. We created a simple craft project using cherry blossoms as inspiration. One of our regular contributors, Priscilla Neilsen, handpainted cherry blossom branches, which the children then decorated using travel brochures and a craft punch. The results made everyone very happy.





It's surprising the effect you can create using quite simple, inexpensive materials. Macchiato paper cups cadged from the local café. Sushi mats. Origami papers from arts and craft stores. To add authenticity to the table decorations, we also used bamboo boats, steamers, chopsticks and pretty fans – all easily obtainable and affordable. Our guests came to the party too, dressed in Japanese-styled or blush outfits. Voilà! The perfect photo opportunity.

To see behind-the-scenes pictures of our Japanese Tea Party, visit lmnop.com.au/section/blog





PARTY FAVORS Left: Your local asian supermarket can furnish you with everything you need for a memorable take-home bag. Choose unusual candies, tiny treasures and interesting snacks. Add a sheet of cherry blossom stickers, a couple of cute erasers, a small bundle of mini origami papers and a pair of chopsticks just for fun.



DIY TABLEWARE Left and above: Creating an inviting table is simplicity itself. Embellish plain paper cups with red and pink blossom stamps. Sushi mats are an inexpensive way to create place settings for each guest, dressed up with a pretty piece of origami paper. Use leftover paper to make sleeves for the chopsticks. If you can find them, hanging lanterns in the tree branches create a charming, fairy tale effect.

This page: Simple craft projects like this cherry blossom card provide an exquisite personal memento of a very special day.

Text by ELIZABETH BENTLEY



LOST AND FOUND

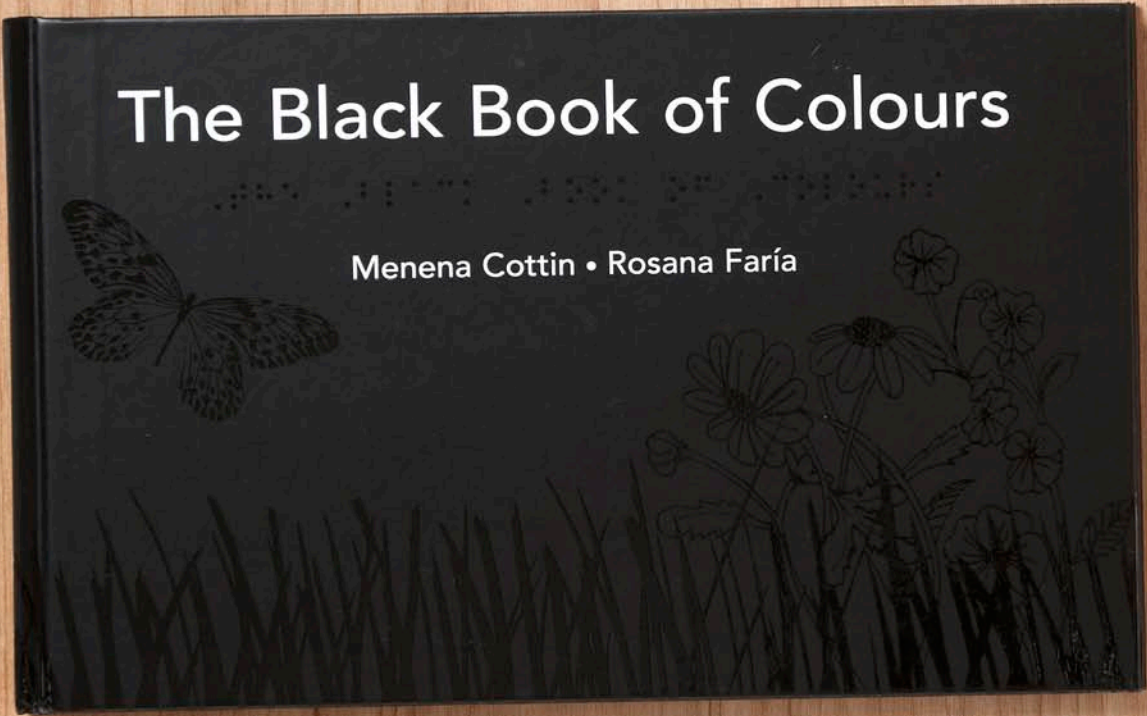
It's amazing what you find when you go trawling through the toybox. We asked five kids to go hunting for old treasures in a range of colours. Here's what washed up on our studio beach.

Photographed by **IAN MACPHERSON**

Styled by **JENNY LACEY**

Text by **ELIZABETH BENTLEY**





RETURN DATE	

**FROM THE LIBRARY OF
LMNOP**

The Black Book of Colours
by Menena Cottin & Rosana Faria
A\$24, Spoilt Rotten
+612 9958 8888


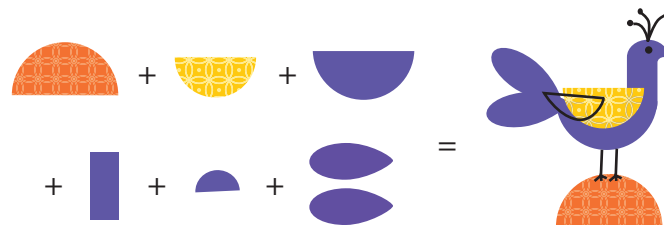

It's always a joy to discover a picture book that is truly innovative, such as *The Black Book of Colours*. It is deceptively simple: a picture book for the blind, complete with embossed illustrations. That alone is remarkable. But what makes this book so unique and wonderful is the way that idea is executed. The book describes colours – not how they look but how they feel. And it does so without the use of any colour at all. Except for the text, which is pure white, everything else is black.

Herein lies the genius of the book: not only does it allow visually impaired children to 'see' the illustrations with their fingers, creating as near as possible an impression of the different colours, but it also offers sighted children a unique and unparalleled glimpse into the world of a blind person. Every word is first embossed in Braille - the words we can see are translated – and the book contains a key to the Braille alphabet at the end. As an educational tool for the discussion of disability it is unmatched. Even as an object, beautiful in its simplicity and far-reaching in its function, it is a stunning and important book.

Hey Monkey!

Basic shapes are everywhere you look. Use our shape builder guide to design your own jungle friends.

Illustrations by Hello Hanna
Anne Schultz & Jina Choi



LEFTOVERS

Photos: Ian MacPherson



Need a birthday theme in a hurry? This LEGO® inspired party is sure to be a hit. Here's a few simple ideas to help you create the perfect celebration.

A. THE INVITE

Send your guests a LEGO invite. Construct a shape and write the party details on the bricks with a permanent pen.

B. THE PARTY GAME

Demonstrate three simple LEGO shapes to make and challenge your guests to a race to recreate them. The first one to complete all three shapes wins a prize.

C. THE GOODIE-BAG

Party guests will love this unusual take-home gift. Fill clear containers with LEGO bricks and arrange them in colourful layers. It looks great and won't rot their teeth.



Collage Anyone?

Yes please! Situated in Vancouver, Canada, Collage Collage is a cozy, creative space designed for children and – importantly – for their parents as well. Owner Erin Boniferro wanted to create a welcoming oasis that catered to the tremendous creativity of children in surroundings that were comfortable and inspiring for adults too. The store has a wonderful array of art supplies, books and craft kits, whilst the workshop offers classes and workshops for kids aged 3-12. Drop in and admire the artwork, pick up a craft kit, or sign up for a workshop. Your kids (and you) will feel right at home.

Collage Collage, 621 Kingsway, Vancouver, BC. collagecollage.ca

Text by CAROLINE FOREMAN

Permanent Shadow Puppets

When Victoria Cramie went looking for wallpaper for her boys' room there wasn't a whole lot to choose from. So she decided to create her own. The result? Paper Boy Wallpaper, a range of hand-printed wallpaper featuring the sorts of things that boys find most appealing: skeletons, dinosaurs, animals and anything with an edgy, interesting theme. Not too edgy though – she didn't want her wallpaper causing nightmares! Designs include *Animal Magic* with glow-in-the-day skeletons, *D'ya-think-e-saurus*, and the latest release, *Hand Made*, a charming and clever shadow puppet design that will have your kids practising their own shadow puppets for hours. Don't be surprised if girls love this range of wallpaper too!

'Hand Made' wallpaper, PaperBoy, £100 per roll paperboywallpaper.co.uk

